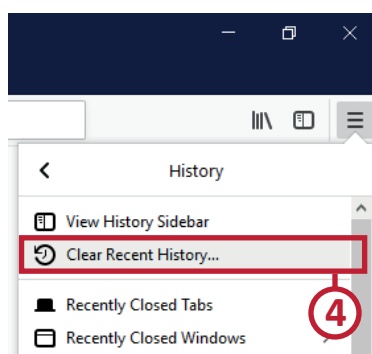
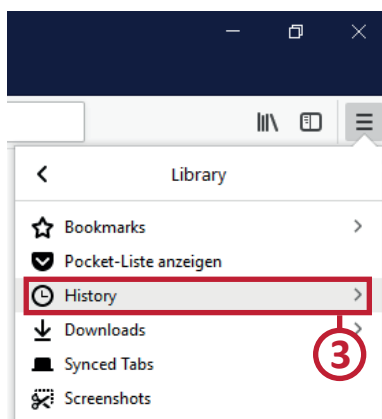
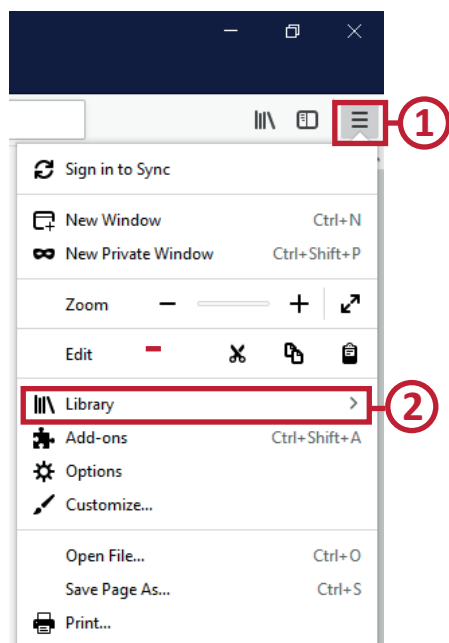



# Deleting Browser History

## Firefox 64 and above

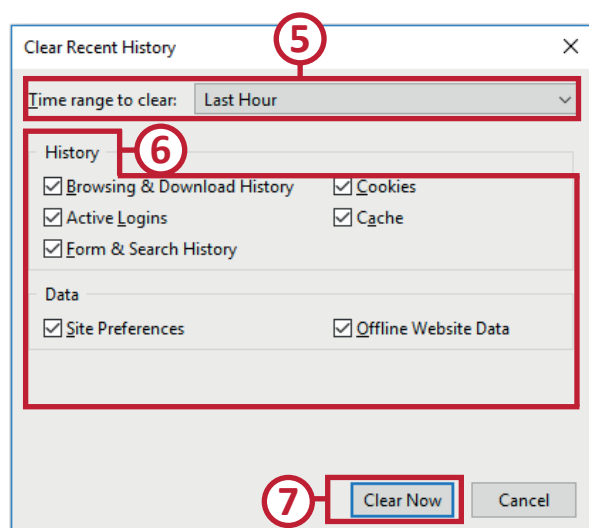


① Click on the symbol in the top right hand corner of the window 

② Select *Library*.

③ Select *History*.

④ Select *Clear Recent History...*



⑤ Select the entry which at least covers the duration of your e-banking session. For instance the entry *Last Hour*.

⑥ Select all entries.

⑦ Click on *Clear Now*.

«eBanking – but secure!» is offering helpful security hints for e-banking users

# eBanking but secure!

You will find further practical information on measures and approaches required to ensure that e-banking applications are used securely under [www.ebankingbutsecure.ch](http://www.ebankingbutsecure.ch). The use of this website is free.

Hochschule Luzern – Informatik  
Campus Zug-Rotkreuz, Suurstoffi 41b  
CH-6343 Rotkreuz